



# A.L.P. TW Series Gasketed Enclosures

## TW Series For Wet and Damp Locations

### Description

Gasketed Enclosures are **dust and moisture resistant** and require the installation of a striplight or channel type lighting fixture. The enclosures are composed of a **fiberglass body** and a **high impact acrylic / DR crepe pattern diffuser** positioned into the **continuous gasketed upper body** slot and securely held in place by **celcon retaining latches** that assure a **continuous seal**.

By installing a U.L. listed fluorescent strip light or channel type lighting fixture into the **TW** Series Gasketed Enclosure and submitting the entire unit to Underwriters Laboratories, a U.L. Listed fixture suitable for **use in wet or damp locations** can be realized.

### Approvals and/or Listings

Underwriters Laboratories  
NSF International  
U.S. Department of Agriculture  
Canadian Standards Association

### TW Series

#### TSW 240

Shallow enclosure is available in 4' length only and will accept 1 or 2 lamp, rapid start fluorescent fixtures.

#### TDW 248 and TDW 296

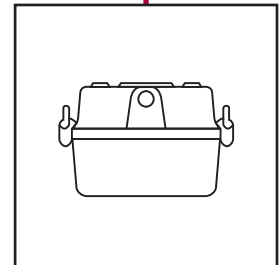
Deep enclosure will accept 1 or 2 lamp, rapid start, high output or slimline type fluorescent fixtures.



TW SERIES

### Applications

Food Processing Facilities  
Kitchens  
Parking Garages  
Car Washes  
Schools  
Government Facilities  
Industrial Facilities  
Public Areas



end view

### TW Series


CATALOG NO.	DESCRIPTION
Complete Units	
TSW 240	4' Shallow Housing, High Impact Acrylic/DR Diffuser, Latches & End Plugs
TDW 248	4' Deep Housing, High Impact Acrylic/DR Diffuser, Latches & End Plugs
TDW 296	8' Deep Housing, High Impact Acrylic/DR Diffuser, Latches & End Plugs
Replacement Diffusers	
TSDW 4D15	4' Standard 85/15 DR Clear Crepe Diffuser
TDW 4DD15	4' Deep 85/15 DR Clear Crepe Diffuser
TDW 8D15	8' Shallow Standard 85/15 DR Clear Crepe Diffuser
TSDW 4DPC	4' Standard Clear Prismatic Polycarbonate Diffuser
TDW 8DPC	8' Clear Prismatic Polycarbonate Diffuser
TDW 8DD15	8' Deep 85/15 DR Clear Crepe Diffuser

**Note:** Extra LCW white latches and FEPW white end plugs are available upon request. Polycarbonate latches and tamper proof latches are also available. Other replacement diffusers are available (Opal, Prismatic, Polycarbonate, 100% DR). Contact A.L.P. with requirements.

Deep Diffusers are 1" deeper than shallow.

**For more information, or to place an order,  
contact Customer Service.**

## Enclosed/Gasket Latches



### LCW Molded Celcon White Latch

Used for general purpose applications.

The LCW Standard Latch, the general purpose latch, enables you to be more selective in your choice of latches for use in your final environment. It should be noted, the LCW Latch will be shipped as the standard, unless specified otherwise. Here are other Latch choices that you can choose from.

**LPC**- Molded Polycarbonate White Latch  
Used in acid type atmosphere.



### LSS Stainless Steel latch

Used where specified or required.

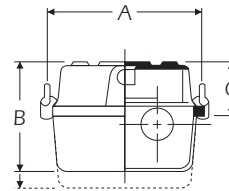
It should be understood that the various use parameters involved in an actual application, e.g., chemical exposure duration, loading, temperature, fatigue, stress relaxation, life expectancy, outdoor exposure, etc., may alter performance significantly. Therefore the chemical resistance presented should be used only as a general guideline, not as a substitute for an actual product performance testing program.

## TW SERIES DATA

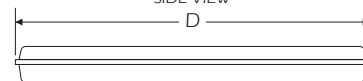
### TW Dimensions

Cat No.	A	B	C	D
TSW 240	7-5/8"	4-1/2"	2-1/2"	52"
Cat No.	A	B	C	D
TDW 248	7-5/8"	5-5/8"	3-5/8"	52"
Cat No.	A	B	C	D
TDW 296	7-5/8"	5-5/8"	3-5/8"	102-1/16"

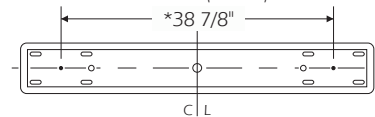
END VIEW  
& SECTION



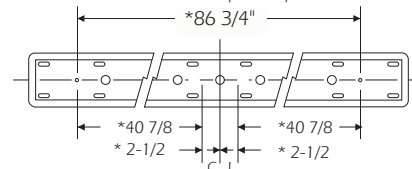
SIDE VIEW



TOP VIEW (4' UNIT)



TOP VIEW (8' UNIT)



\* = STUD LOCATION

### Features:

#### STRUCTURALLY RIGID FIBERGLASS BODY

Body is fiberglass reinforced polyester and self-extinguishing (ASTMD635-74). This type of construction does not allow the body to flex during handling and installation.

#### GASKETED DIFFUSER RETENTION SLOT

The gasketed inverted U-slot provides a positive continuous seal between body and diffuser.

#### BRASS FIXTURE MOUNTING STUD

The fixture studs are integrally molded into the body to facilitate lighting fixture installation.

#### HIGH IMPACT ACRYLIC/DR DIFFUSER

Internal crepe pattern allows a smooth exterior surface for ease of cleaning.

#### DIFFUSER

The diffuser flange fits snugly into the gasketed retention slot forming a continuous seal.



**A.L.P.**  
LIGHTING COMPONENTS, INC.  
CORPORATE HQ: CHICAGO, IL U.S.A.

### For Customer Service and Support Contact us at:

(877) ALP-LTG1 • FAX (800) 438-2500 • www.alplighting.com  
© 2004 A.L.P. Lighting Components, Inc., Printed in U.S.A., TW 0304