


Para-Lite 1™ (Styles 1 & 2)

Plastic Parabolic Louver



Para-Lite 1 Style 2

Description

The shallow, efficient optical design of the Para-Lite 1™ louver provides for maximum light output and excellent shielding. Designed with space saving in mind, it is both durable and cost effective. Manufactured using the latest molding and metalizing techniques, the Para-Lite 1 has been shown to be at least 20% more efficient than traditional 1/2" x 1/2" parabolic louvers.

Application

Office environments, task areas, elevators, conference rooms, corridors, medical facilities, auditoriums, perimeter lighting, retail stores and banks.

Ordering Information

Please call 877-257-5841 for price and delivery.

Notice

A.L.P. Lighting Components, Inc. assumes no responsibility for suitability of luminaires and applications.

Louver	Nominal Size	Material / Finish	Fabrication Options
Para-Lite 1 0.637" x 0.641" x 0.375" enter PL1	Style 1 (Fixture Style) 2x2 - O.D. 22.50" x 22.50" I.D. 20.528" x 20.380" 2x4 - O.D. 46.50" x 22.50" I.D. 44.26" x 20.38" Style 2 (Ceiling Style) 14 - 11-3/4" x 47-3/4" 22 - 23-3/4" x 23-3/4" 22x22 - 22-1/2" x 22-1/2" 22x46 - 22-1/2" x 46-1/2" 24 - 23-3/4" x 47-3/4" enter style	SPS - Specular Silver, Polystyrene SPG - Specular Gold, Polystyrene enter finish	CUT - Cut to Size AN - Avoida-Notch Framing Note: Cut to size - on Cut to Size orders O.D. must be provided. Cut to Size louvers must be able to fit directly into the doorframe. Note: Avoida-Notch - O.D. must be provided. Avoida-Notch to be used when louver cannot fit into the doorframe (for Style 2 only).

To Order: Select description from each column and include "options" if applicable.

Note: All Para-Lite 1 louvers are destackized before and after fabrication to ensure a high quality product.

Para-Lite 1 Plastic Parabolic Louver

Optically perfect, mirrored parabolic shapes provide maximum light output with excellent shielding for Office, Retail and Medical environments

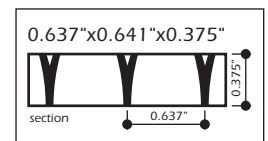
Material: Polystyrene

Style 1

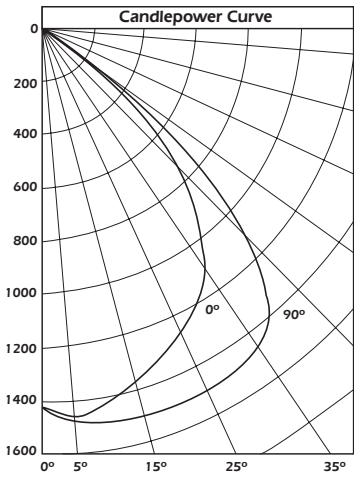
Total Luminaire Efficiency	48.4%	
VCP	.99	
Plane	0°	90°
Spacing Criteria	1.2	1.5
Shielding Angle	35	48

Style 2

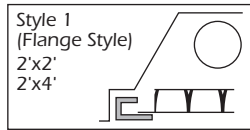
Total Luminaire Efficiency	51.6%	
VCP	.99	
Plane	0°	90°
Spacing Criteria	1.2	1.5
Shielding Angle	35	51



Para-Lite 1 (Style 1)



TS: TECHNICAL SUPPORT
 Lighting Research Laboratories, Inc.
 Test Report No. LRL 1101-3A
 Date 10/30/01
Description: Commercially available recessed 2 x 4 3" deep with white reflector 44-1/4" x 20-1/4" Specular Silver louver with 5/8" sq x 3/8" deep cell.
 Luminaire Watts = 60.3
 Efficiency = 48.4%
 Catalog Number: Louver PL1 24SPSF
 Lamp Type: F32T8, Lumens: 2900
 Number of Lamps: 2



Specifications

Parabolic Louvers shall be Para-Lite 1/1 as manufactured by A.L.P. Lighting Components, Inc., and shall be one piece injection molded of polystyrene or acrylic with all parabolic surfaces prepared with a primary undercoat and a highly specular vacuum metalized finish. Cell dimensions shall be 5/8" x 5/8" x 7/16" and shall provide 35° shielding with a louver efficiency of not less than 48%. This louver has a VCP index rating of .99 (specular silver finish). Available in nominal panel sizes of 2' x 2' and 2' x 4'.

Lighting Fixtures - Panels will sometimes require additional cutting for proper installation. Louver panels can also be specified with the Avoida-Notch™ optional frame - to specify add suffix - AN50 to the base catalog number. For color designation use B for black, W for white. For specular finish use SPS.

Fixture Style - Louver panels are designed to fit any standard 2' x 2' or 2' x 4' tee bar grid system.

Special Sizes - Special sizes are available, contact A.L.P.

Parabolic Data

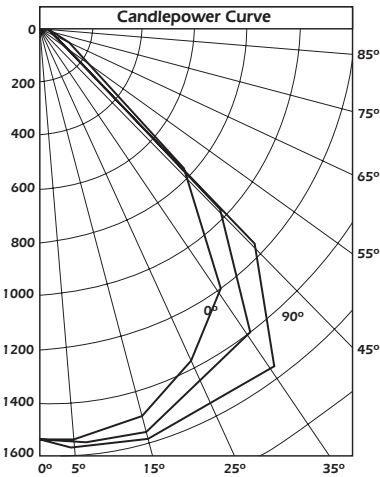
General

A.L.P. parabolic louvers are the most sophisticated and optically precise lighting control panels available in the industry. The proper installation, care and handling of these louvers will ensure excellent light control and product serviceability for many years.

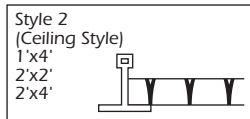
Care & Handling

Great care should be exercised when handling parabolic louvers, avoiding contact with oily and/or foreign substances. Always handle louver panels with clean white gloves - never use bare hands. Always install these louvers after the space has been completed and is ready for occupancy - never during construction.

Para-Lite 1 (Style 2)



TS: TECHNICAL SUPPORT
 Lighting Research Laboratories, Inc.
 Test Report No. LRL 402-3A
 Date 10/30/01
Description: Commercially available recessed 2 x 4 with PL1/2 24 SPS Louver, Electronic Ballast. Ballast Factor = 1.0
 Luminaire Watts = 60.3
 Efficiency = 51.6%
 Catalog Number: Louver PL1 224SPS
 Lamp Type: F32T8, Lumens: 2900
 Number of Lamps: 2



Specifications

Parabolic Louvers shall be Para-Lite 1/2 as manufactured by A.L.P. Lighting Components, Inc., and shall be one piece injection molded of polystyrene or acrylic with all parabolic surfaces prepared with a primary undercoat and a highly specular vacuum metalized finish. Cell dimensions shall be 5/8" x 5/8" x 7/16" and shall provide 35° shielding with a louver efficiency of not less than 51%. This louver has a VCP index rating of .99 (specular silver finish). Available in nominal panel sizes of 1' x 4', 2' x 2' and 2' x 4'.

Lighting Fixtures - Panels will sometimes require additional cutting for proper installation. Louver panels can also be specified with the Avoida-Notch™ optional frame - to specify add suffix - AN50 to the base catalog number. For color designation use B for black, W for white. For specular finish use SPS.

Lighted Ceilings - Louver panels are designed to fit any standard 1' x 4', 2' x 2' or 2' x 4' tee bar grid system.

Special Sizes - Special sizes are available, contact A.L.P.

This drawing is for reference only. Actual part dimensions will vary. Customer is urged to review actual samples to confirm fit and function. All specifications and dimensions are subject to change without notice.