



PLMA Stock Louvers


DESCRIPTION

PLMA is a medium cell aluminum parabolic louver 1-3/8" x 1-3/8" x 3/4". Parabolic shaped aluminum louvers provide uniform low brightness, excellent visual control and inconspicuous appearance. This panel is formed of aluminum to precise parabolic contours. Panels are available in semi-specular silver (standard) and baked white enamel finish.

Standard louver height is fixed at 3/4". Standard overall panel dimensions are nominal 1' x 4', 2' x 2', 2' x 4', and 4' x 4'.

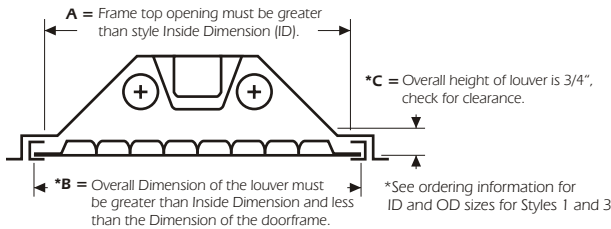
The PLMA has a shielding angle of 40° with an efficiency of 52.7%. The V.C.P. index rating is .93.

These panels are non-combustible, making them ideal for use in stringent fire code conditions.



PLMA

1' x 4'
2' x 2'
2' x 4'



By simply trimming O.D. flange to size, louver will fit most luminaires. The drawing will answer which style is the correct one to use.

Catalog No.	Material	Nominal Size	I.D.	Flange Size	No. Cells	Cell Configuration
PLMA 14145SSS3	Semi-Specular Silver	1' x 4'	8-1/4" x 44-1/4"	1-1/8"	145	5 x 29
PLMA 22169SSS3	Semi-Specular Silver	2' x 2'	20-1/4" x 20-1/4"	1-1/8"	169	13 x 13
PLMA 24377SSS3	Semi-Specular Silver	2' x 4'	20-1/4" x 44-1/4"	1-1/8"	377	13 x 29

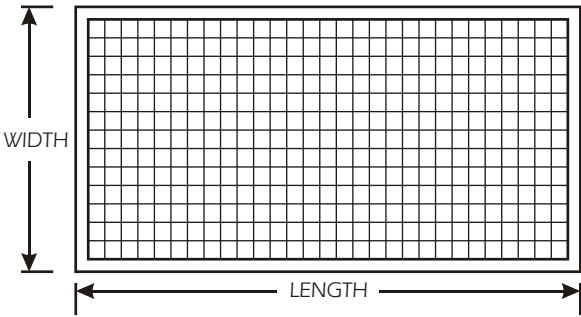
Also available in Specular Silver (replace SSS with SPS), Pale Gold (replace SSS with SPG) and Baked White Enamel (replace SSS with BWE). The above louvers come with a standard flange. Please refer to the standard options on the reverse side of this sheet. The PLMA can be custom ordered in other cell sizes and configurations. Contact your A.L.P. representative for more information.

Features	Benefits
Low Profile - 3/4"	" Fits in Shallow 3-1/2" Deep Fixtures " Good for Fixtures and Shallow Plenum Applications (Ideal for T5 & T8 Lamps)
Parabolic Cell Structure	" Provides Excellent Lamp Shielding " Reduces Harsh Glare " Reduced Brightness Appearance
Wide Selection of Flange Treatments	" Allows for Installation in Almost Any Fixture
Made from Fire Resistant, Easy Maintenance Aluminum	" Durable " Attractive, High-Tech Appearance " Meets all National, State and Local Fire and Building Codes " Dust and Dirt are Easily Removed with Standard Cleaners
Choice of Finishes: Semi-Specular Silver Specular Silver	" Low Brightness Appearance, No Iridescence " High Efficiency, Eliminates Brightness and Glare, Low Iridescence " Excellent Light Control, Low Iridescence
Available in Multiple Cell Configurations	" Able to be made to Specification

Another aluminum option through flexible manufacturing and another way to upgrade your fixtures.

SPECIFICATIONS AND ORDERING


Please complete all information on this sheet. Do not leave any area blank.



Furnish Outside Width _____

Furnish Outside Length _____

Standard Flange



Size Choices
 (3/8") (1-1/8")

Material Finish


SSS - Semi-Specular Silver (standard)

Optional

SPS - Specular Silver
 BWE - Baked White Enamel
 SPG - Pale Gold


Materials are low or non-iridescent

STANDARD CELL CONFIGURATION



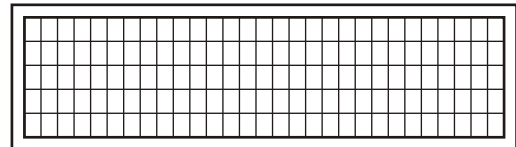
2' x 4'
Panel

(13 x 29)
377 Cell



2' x 2'
Panel

(13 x 13)
169 Cell



1' x 4'
Panel

(5 x 29)
145 Cell

For more information, or to place an order, contact Customer Service.



A.L.P.
LIGHTING COMPONENTS, INC.
 CORPORATE HQ: CHICAGO, IL U.S.A.

For Customer Support and Service Contact us at:
 (877) ALP-ITG1 • Fax: (800) 438-2500 • www.alplighting.com
 © 1999 A.L.P. LIGHTING COMPONENTS, INC., PRINTED IN THE U.S.A., PLMAS 068