

ELPB Shielding Kit

2x2, 2x4



ELPB 2x4

Elegant Design

The ELPB integrates a traditional perforated metal basket with acrylic overlay into the EL family. The sloping acrylic side panels and unique lamp placement maintains the look and feel of a deep RDI luminaire — subtle soft indirect elements, interest and depth across the ceiling plane — with a kit that consumes minimal space and material.

Efficient Solution

The contoured panels of the unit are high transmission acrylic that provide a low-brightness glow, while the perforated basket with acrylic overlay gently shields the lamp.

Application

For use with standard Steel Craft EL housing.

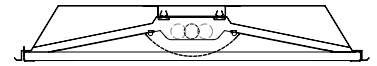
Ordering Information

Please call 877-257-5841 for price and delivery.

Ordering Information

Example: ELPB22-BW

ELPB	22	—	BW
Series	Size		Finish
ELPB	22 - 2x2 24 - 2x4		BW - Baked White Enamel



ELPB

2x2, 2x4

Specifications

Door Frame

Features positive latching mechanism for easy re-lamping.

Perforated Basket

Steel multi-radii precision perforated basket with acrylic overlay. Reverse hem provides virtually seamless transition to outer panel.

Diffuser Surround

(2) Sloping high transmission acrylic diffuser panels manage contrast and generate soft, even, higher angle luminance.

Reflector

High reflectance white reflector distributes light through both optical elements. Optional WhiteOptics™ reflector available.

Luminaire Type

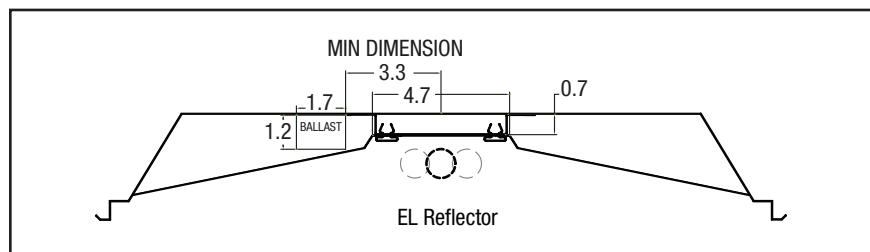
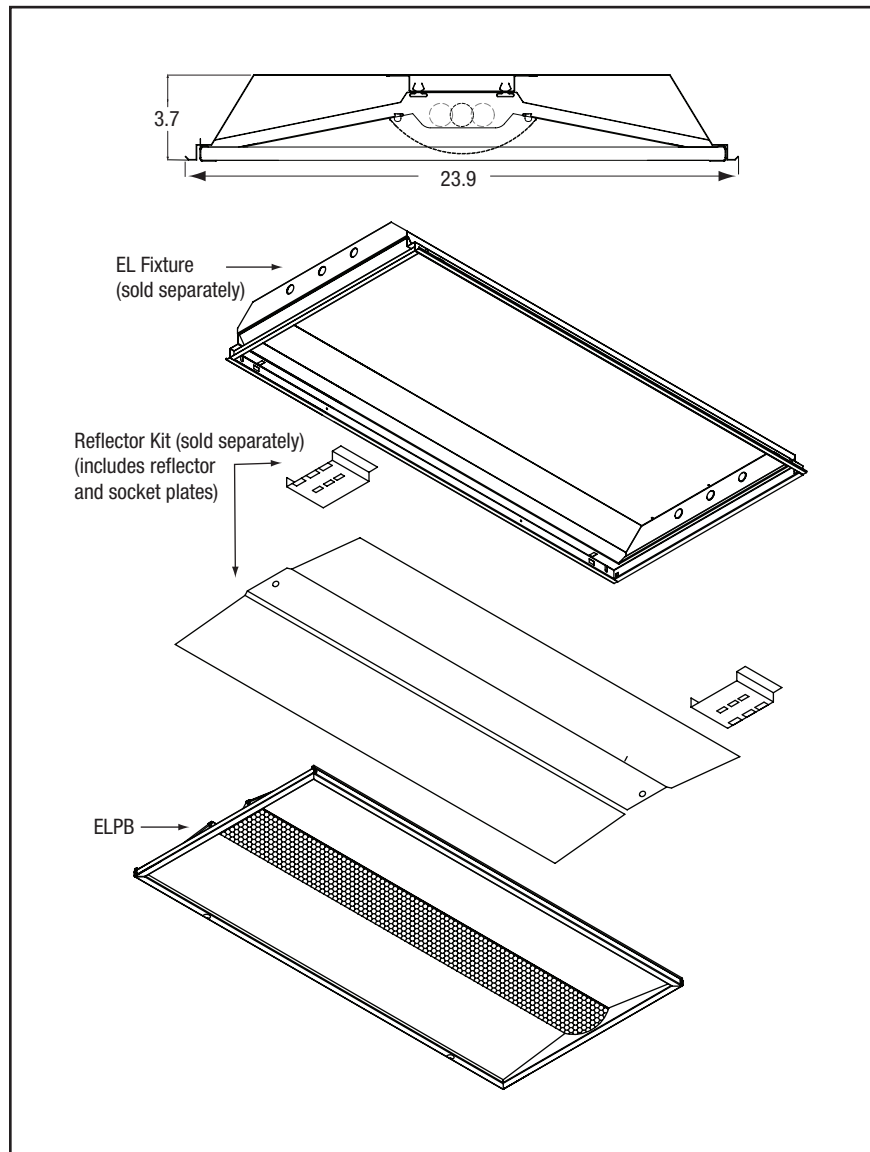
Fits standard Steel Craft EL housing 2X2' and 2X4'.

Lamps

1 or 2-lamp T8 or T5 fluorescent reflector kits available.

ELPB Shielding Kit

2x2, 2x4



Reflector Kits	
RK24MW	REF. KIT COMBO 1L & 2L , 4FT T8/T5, MW
RK24WO	REF. KIT COMBO 1L & 2L , 4FT T8/T5, WO
RK24MWIWO	REF. KIT COMBO 1L & 2L , 4FT T8/T5, MW REFL. WO INSERT
RK24WOVWO	REF. KIT COMBO 1L & 2L , 4FT T8/T5, WO REFL. WO INSERT
RK22MW	REF. KIT COMBO 1L & 2L , 2FT T8/T5, MW
RK22WO	REF. KIT COMBO 1L & 2L , 2FT T8/T5, WO
RK22MWIWO	REF. KIT COMBO 1L & 2L , 2FT T8/T5, MW REFL. WO INSERT
RK22WOVWO	REF. KIT COMBO 1L & 2L , 2FT T8/T5, WO REFL. WO INSERT

Notice

A.L.P. Lighting Components, Inc., assumes no responsibility for suitability of these materials in any luminaire or application. Please test for fit and function prior to ordering project quantities.



A.L.P.
LIGHTING COMPONENTS, INC.

6333 Gross Point Road • Niles, IL 60714 USA
773-774-9550 Tel. • 773-774-9331 Fax • Direct
877-257-5841 Tel. • 800-438-2500 Fax • Toll Free
www.alplighting.com