



**A.L.P.**  
**SBL SERIES**  
**Aluminum Parabolic Baffles**

**SBL Aluminum Parabolic Baffles**


A versatile, attractive and **functional linear baffle**. The SBL is an aluminum parabolic lighting baffle with a **trimmable flange**. It features a 1-1/2" flange on both sides which allows **trimming up to 2-1/2" of width**. Available in Semi-Specular Silver finish with 2" or 3" blade spacing. Ideal for new and retrofit projects where linear lighting is required.

**FEATURES**

- 1-1/2" trimmable flange on both sides
- 2" or 3" blade spacing
- Semi-Specular Silver
- Parabolic blades
- Choice of widths

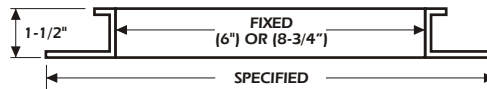
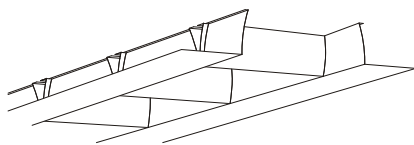
**BENEFITS**

- Allows a maximum trim of 2-1/2" off of overall width
- Allows a variety of looks
- Attractive appearance
- Greater efficiency
- For various applications



**SBL**

CATALOG NO.	HEIGHT	LENGTH	OVERALL WIDTH RANGE	FIXED INSIDE OPENING	FINISH	BLADE SPACING
SBL690 2	1-1/2"	48"	6-1/2"	6"	Semi-Specular Silver	2" or 3"
SBL690 3			9"			
SBL911 2	1-1/2"	48"	9-1/4"	8-3/4"		
SBL911 3			11-3/4"			



**ORDERING:** Specify Quantity, Catalog Number and Width  
**EXAMPLE:** 12 Pieces - SBL690 3 - 8" Wide with 3" Spacing

**For more information or to place an order, contact Customer Service.**




**A.L.P.**  
 LIGHTING COMPONENTS, INC.  
 CORPORATE HQ: CHICAGO, IL U.S.A.

**For Customer Service and Support Contact us at:**  
 (877) ALP-LTG1 • FAX: (800) 438-2500 • [www.alplighting.com](http://www.alplighting.com)  
 © 2003 A.L.P. LIGHTING COMPONENTS, INC., PRINTED IN THE U.S.A., SBL 068

# A Compatible Product to the SBL

## PLLA KWIK-FIT™



### PLLA Kwik-Fit™

PLLA Series parabolic shaped aluminum louvers provide for uniform low brightness, excellent visual control and inconspicuous appearance while maintaining years of maintenance-free lighting control.

The PLLA Series parabolic louvers are manufactured from a high quality aluminum sheet which produces excellent luminaire efficiency and a V.C.P. index rating of .83. This makes the product an excellent choice for new and retrofit installations. For use with static, air handling and heat transfer fixtures where good lighting control is essential and rigid fire codes exist. For new and retrofit lighting applications. By simply trimming O.D. flange to size, louver will fit most luminaires.

### Applications

Medical Facilities	Entries & Corridors
Department Stores	Office Task Areas
Conference Rooms	Elevators
Commercial &	Banks
Municipal Buildings	Industrial Locations

#### Nominal Sizes

1' x 4'  
2' x 2'  
2' x 4'

#### Optional Finish

Semi-Specular Silver  
Specular Silver  
Baked White Enamel

Catalog No.	Material	Nominal Size	I.D.	Flange Size	No. Cells	Cell Configuration
STYLE 3 (Narrow Body)						
PLLA 1426SSS3	Semi-Specular Silver	1' x 4'	7-1/2" x 43-1/2"	1-1/2"	26	2 x 13
PLLA 2236SSS3	Semi-Specular Silver	2' x 2'	19-1/2" x 19-1/2"	1-1/2"	36	6 x 6
PLLA 2478SSS3	Semi-Specular Silver	2' x 4'	19-1/2" x 43-1/2"	1-1/2"	78	6 x 13

Features	Benefits
Parabolic Cell Structure	" Provides Excellent Lamp Shielding " Reduces Harsh Glare " Reduced Brightness Appearance
Wide Selection of Flange Treatments	" Allows for Installation in Almost Any Fixture
Made from Fire Resistant, Easy Maintenance Aluminum	" Durable " Attractive, High-Tech Appearance " Meets all National, State and Local Fire and Building Codes " Dust and Dirt are Easily Removed with Standard Cleaners
Choice of Finishes: Semi-Specular Silver Specular Silver	" Low Brightness Appearance, No Iridescence " High Efficiency, Eliminates Brightness and Glare, Low Iridescence " Excellent Light Control, Low Iridescence
Available in Multiple Cell Configurations	" Able to be made to Specification

**For more information  
or Data Sheet contact Customer Service.**