

# PL and KCPL Retrofit Louvers




## Aluminum Parabolic Louvers



### Flange / Frame Options




Box Flange for Door Replacement



Flat Flange for existing Door Frame



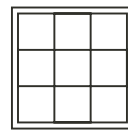
Shallow Kwik Change



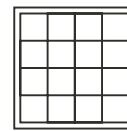
Deep Kwik Change

### Standard Cell Configurations

#### 2' x 2' Panel



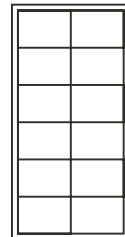
(3 x 3)  
9 Cell



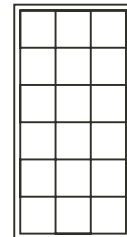
(4 x 4)  
16 Cell

These and other special sizes and cellular patterns are available

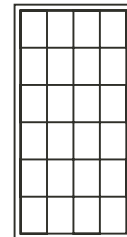
#### 2' x 4' Panel




(2 x 6)  
12 Cell



(3 x 6)  
18 Cell




(4 x 6)  
24 Cell

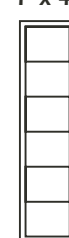


(4 x 8)  
32 Cell

#### 1' x 4' Panel



(6 x 13)  
78 Cell



(1 x 6)  
6 Cell



(1 x 8)  
8 Cell




(2 x 8)  
16 Cell

### Material / Finish

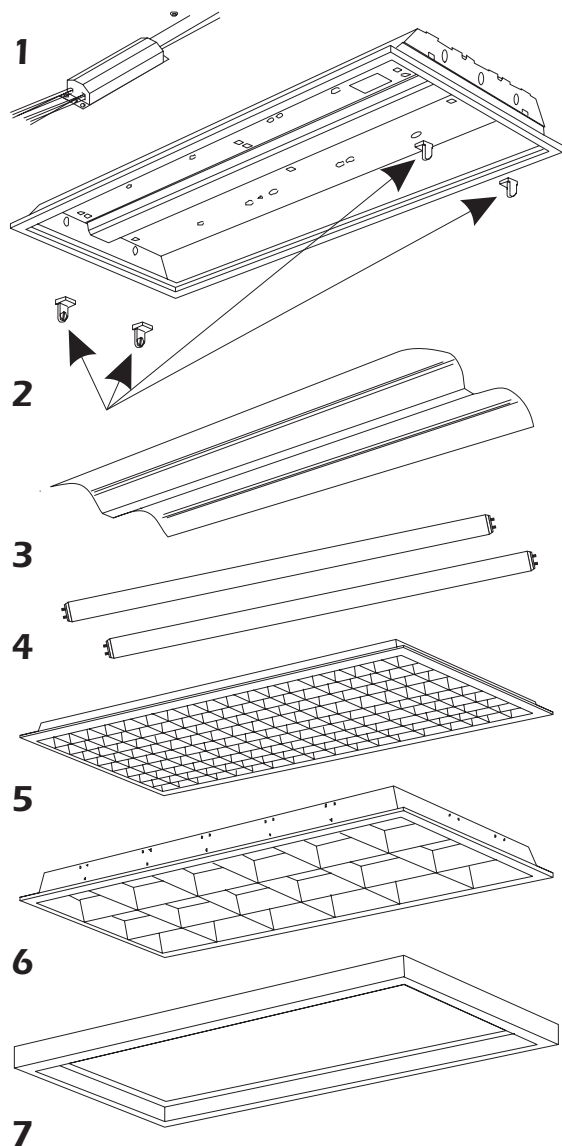
- Baked White Enamel
- Semi-Specular Silver
- Specular Silver

# PL and KCPL Retrofit Louver



## Lay-in Fixture Lighting Components

### Lay-In Fixture Lighting Components



1. **Ballast** - High performance, solid state electronic ballast.
2. **Lampholders** - replaces broken or inoperative lampholders or for replacement when delamping.
3. **Reflector** - for 2, 3 or 4 lamp fixtures. Maintains or enhances the efficiency of a fixture when delamping or retaining lamps in an existing fixture.
4. **Lamps** - T5, T8 or T12 Fluorescent lamps
5. **PLLA Aluminum Parabolic Louver**
6. **PLNA Aluminum Parabolic Louver**
7. **Kwik-Change™ System** - allows changing a grid ceiling fixture from lens to contemporary parabolic louvers without replacing the fixtures.



**A.L.P.**  
**LIGHTING COMPONENTS, INC.**  
CORPORATE HQ: CHICAGO, IL U.S.A.

**For Customer Support and Service Contact us at:**  
(800) 621-1348 • FAX: (800) 438-2500 • [www.alplighting.com](http://www.alplighting.com)  
© 2004 A.L.P. LIGHTING COMPONENTS, INC., PRINTED IN THE U.S.A., PLRL 0704