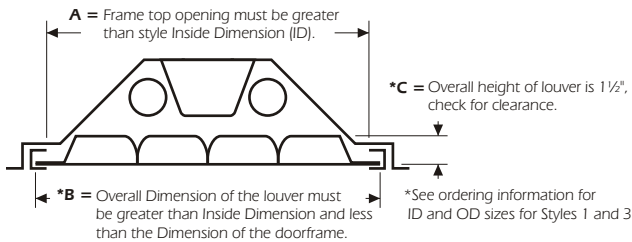




PLLA Stock Louvers

The PLLA Kwik-Fit nominal 1 1/2" deep aluminum parabolic louvers provide uniform **low brightness**, excellent **visual control** and inconspicuous appearance while maintaining years of **maintenance free** lighting control.

The PLLA Kwik-Fit Series parabolic louvers are manufactured from high quality aluminum sheet, which produces **excellent luminaire efficiency and VCP index ratings**. This makes the product an outstanding choice for new and retrofit applications where high efficiency is required.



PLLA

By simply trimming O.D. flange to size, louver will fit most luminaires. The drawing will answer which style is the correct one to use.

Catalog No.	Material	Nominal Size	I.D.	Flange Size	No. Cells	Cell Configuration
STYLE 3 (Narrow Body)						
PLLA 1426SSS3	Semi-Specular Silver	1' x 4'	7-1/2" x 43-1/2"	1-1/2"	26	2 x 13
PLLA 2236SSS3	Semi-Specular Silver	2' x 2'	19-1/2" x 19-1/2"	1-1/2"	36	6 x 6
PLLA 2478SSS3	Semi-Specular Silver	2' x 4'	19-1/2" x 43-1/2"	1-1/2"	78	6 x 13

Also available in Specular Silver (replace SSS with SPS), Pale Gold (replace SSS with SPG) and Baked White Enamel (replace SSS with BWE). The above louvers come with a standard flange. Please refer to the standard options on the reverse side of this sheet. The PLLA can be custom ordered in other cell sizes and configurations. Contact your A.L.P. representative for more information.

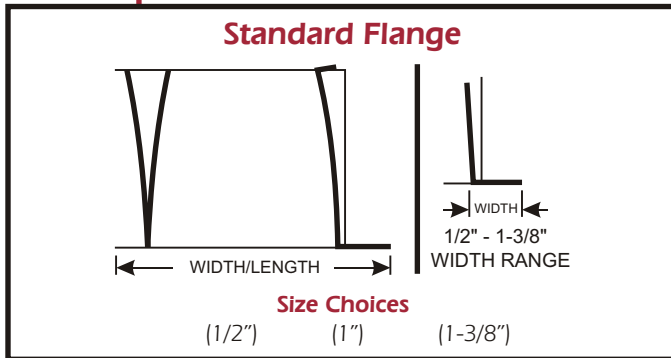
Features	Benefits
Parabolic Cell Structure	" Provides Excellent Lamp Shielding " Reduces Harsh Glare " Reduced Brightness Appearance
Wide Selection of Flange Treatments	" Allows for Installation in Almost Any Fixture
Made from Fire Resistant, Easy Maintenance Aluminum	" Durable " Attractive, High-Tech Appearance " Meets all National, State and Local Fire and Building Codes " Dust and Dirt are Easily Removed with Standard Cleaners
Choice of Finishes: Semi-Specular Silver Specular Silver	" Low Brightness Appearance, No Iridescence " High Efficiency, Eliminates Brightness and Glare, Low Iridescence " Excellent Light Control, Low Iridescence
Available in Multiple Cell Configurations	" Able to be made to Specification

Another aluminum option through flexible manufacturing and another way to upgrade your fixtures.

SPECIFICATIONS AND ORDERING

Please complete all information on this sheet. Do not leave any area blank.

Furnish Outside Width _____
Furnish Outside Length _____



Material Finish


SSS - Semi-Specular Silver (standard)

Optional

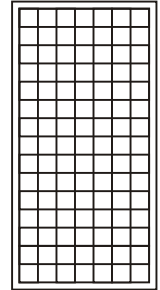
SPS - Specular Silver
 BWE - Baked White Enamel
 SPG - Pale Gold

Materials are low or non-iridescent

STANDARD CELL CONFIGURATION

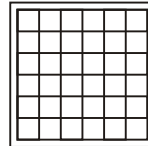


(6 x 13)
78 Cell

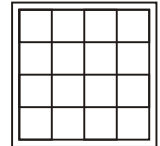


(7 X 15)
105 Cell

**2' x 4'
Panel**



(6 x 6)
36 Cell

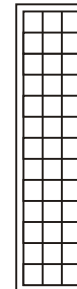


(4 x 4)
16 Cell

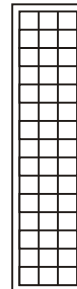
**2' x 2'
Panel**



(2 x 13)
26 Cell



(3 x 13)
39 Cell



(3 x 15)
45 Cell

**1' x 4'
Panel**

For more information, or to place an order, contact Customer Service.



A.L.P.
LIGHTING COMPONENTS, INC.
 CORPORATE HQ: CHICAGO, IL U.S.A.

For Customer Support and Service Contact us at:
 (877) ALP-ITG1 • Fax: (800) 438-2500 • www.alplighting.com
 © 1999 A.L.P. LIGHTING COMPONENTS, INC., PRINTED IN THE U.S.A., PLLAS 068