

Grippers and Accessories

Lighting grippers offer value, versatility and field adjustability. Featuring the latest technology in ceiling fixture suspension, grippers are both durable and flexible. Fixtures are raised and lowered on the suspension wire for fast, cost-effective installation and easy adjustment, with significantly lower labor cost. Crafted with internal stainless steel ball bearings, these grippers offer the integrity that lighting OEMs require. Available as a component or provided with wire and ceiling attachment as a complete assembly.

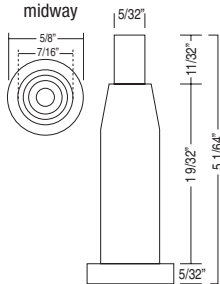


1017996

Cable 1/16" 3/32"
Max Weight 1/16": 65 lbs.
 3/32": 155 lbs.

Function

Ceiling
 midway

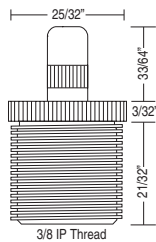


1017997

Cable 1/16" 3/32"
Max Weight 1/16": 65 lbs.
 3/32": 155 lbs.

Function

midway: flush mount onto light fixture, or mount to 3/8 IP hex nut.



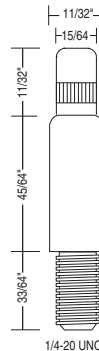
1017998

Cable 3/64" 1/16"
Max Weight 3/64": 40 lbs.
 1/16": 65 lbs.

Function

positive locking ceiling: fastens to 1/4-20 ceiling anchor

midway: fastens to 1/4-20 threaded fixture or use in conjunction with 1/4-20 hex nut.



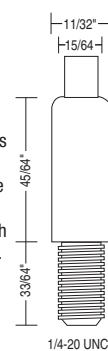
1017999

Cable 3/64" 1/16"
Max Weight 3/64": 40 lbs.
 1/16": 65 lbs.

Function

ceiling: fastens to 1/4-20 ceiling anchor

midway: fastens to 1/4-20 threaded fixture or use in conjunction with 1/4-20 hex nut.

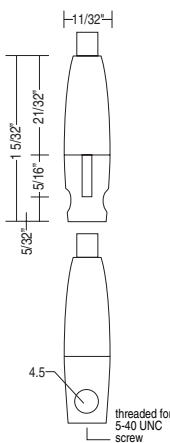


1018000

Cable 3/64" 1/16"
Max Weight 3/64": 40 lbs.
 1/16": 65 lbs.

Function

Cable exit for ease of adjustment secure yoke - Gripper interface that does not rely on installer for secure connection.



The 1018000 gripper is designed to work with optional V-hook (part # 5011000) or a cable yoke can be designed with a maximum end ball diameter of 4mm. Unlike traditional chain hanging, no need to spend time measuring or waste scrap.

Cable suspension offers a cleaner look than chain and collects less dust.

Adjustment at the fixture level means less time on a ladder or lift.

Note: Always support fixture while raising and lowering.

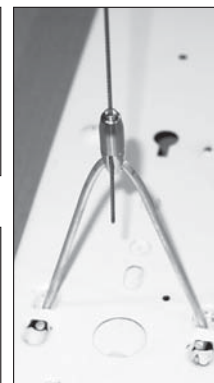
If you cut off cable ends, treat them, either with glue, solder, or with a crimp to prevent them from fraying. (Allow glue to dry thoroughly before inserting in the gripper).



V-Hook 5011000



Cable



Lighting Plastics Solutions

RETROFIT SPECIALISTS

www.mylpsolutions.com
 info@mylpsolutions.com

TAMPA BAY — CORPORATE OFFICE

2140 Range Road, Suite A | Clearwater, FL 33765 | 800-587-3310 | 727-441-9581 | 727-446-2451 fax

CENTRAL FLORIDA

2119 Directors Row, Suite 5 | Orlando, FL 32809 | 800-682-4197 | 407-398-1001 | 407-398-1003 fax

SOUTHEAST US

3367 W Hospital Avenue, Suite B | Chamblee, GA 30341 | 800-548-9101 | 770-817-7020 | 770-817-7021 fax

NORTHEAST US

6965 Airport Highway Lane | Pennsauken, NJ 08109 | 877-619-9596 | 856-661-2442 | 856-661-2447 fax